



# invitations

## DESIGN AND PRICE GUIDE

Wedding Invitations are your chance to give guests a real taste of what's to come - a little 'wow' before the big day itself! Not only do they help you gather important details about your special day, they also give your loved ones an exciting idea of your wedding aesthetic. Invitations are usually sent around 6 - 12 months before the wedding, giving guests plenty of time to plan their outfits, travel, and accommodation.





**Postcard (double sided)**  
Extra: Envelope Liner



**Trifold (single sided)**  
Extra: Map Illustration



**Stacked (Cut-Out)**  
Extra: Clip



**Stacked**  
Extras: double layer, vellum sleeve, wax seal, clip



**Gatefold ¾ (Vertical)**  
Extra: Wax Seal



**Gatefold ¾ (Landscape)**  
Extra: triple layer, band



**Envelope Pocket (Landscape)**  
Extra: Tassel (with eyelet)



**Pocket**  
Extra: Tassel (with eyelet)



**Fun 'Non Traditional' Style**  
Enquire Separately



**Laser Etched Wood (Double Sided)**



# *understanding* OUR DESIGN PROCESS

See our process as a 'build your own' stationery journey (although we do the actual design work!) We have broken down the process into the following three easy steps:

## **STEP ONE: Choose your base shapes/items**

All our traditional invitation styles are printed on 300gsm premium card, either size 5x7 or 155cm square as stated in listing. They also include a white premium envelope (other colours available - added extra).

## **STEP TWO (Optional): Add your extras**

We understand that everybody has a different budget. Our base prices include everything you need for a beautiful invitation . However, you may wish to add some extras for that special touch!

*Once we have the information for steps 1 & 2, we can then send you your personalised quote.*

## **STEP THREE: Design Phase (Complimentary)**

After you have secured your booking with us, we will move on to the design phase.



# invitations

## STEP ONE: CHOOSE YOUR BASE STYLE/SHAPE

All our base invitation styles are printed on 5x7 (unless stated), single sided, premium 300gsm card and include a white premium envelope

### 5x7 Postcard




Perfect for  
your evening  
invitations!

Base price  
**£3.94**

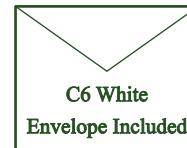


5x7 White  
Envelope Included

### Trifold (folded to A6)




Base price  
**£5.10**



C6 White  
Envelope Included

### 5x7 Stacked (Straight Edge)



Popular  
Item!

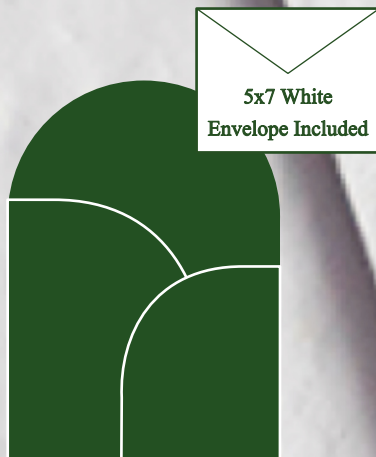
Base price  
**£6.45**



5x7 White  
Envelope Included

Recommendation: add band or vellum wrap

### 5x7 Stacked (Any Curved or Cut-Out Card )

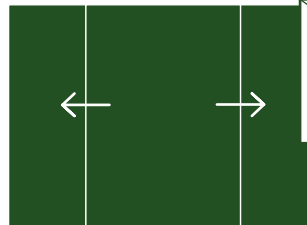


5x7 White  
Envelope Included

Base price  
**£6.45**

Recommendation: add clip

### 5x7 Gatefold (Landscape 1/2 or 3/4)



5x7 White  
Envelope Included

Base price  
**£6.45**

1/2 Version

3/4 Version

Popular  
Item!

Recommendation: add band or vellum wrap

### 5x7 Gatefold (Vertical 1/2 or 3/4)



5x7 White  
Envelope Included

Base price  
**£6.45**

3/4 Version

Popular  
Item!

Recommendation: add wax seal



## 155cm<sup>2</sup> Envelope Pocket (Vertical)



## 155cm<sup>2</sup> Envelope Pocket (Landscape)



## 155cm<sup>2</sup> Pocket



**Recommendation: add tassel or ribbon to help pull**

## Laser Etched Wood



## Other





## STEP TWO: ADD YOUR EXTRAS (OPTIONAL)

We have a large selection of coloured card, envelopes, tassels, wax seals, seal stamps and many more extras to choose from.

### Our Popular 'INVITATION' Added Extras

#### Printing Options

Double Sided Print: +25p

Foiling Added: +£1

A7 RSVP Card & Envelope +£1

Extra Details Card: +45p

Printed Envelope Address: +£1.20



#### Card and Envelope Options

Double Layer Border: +25p

*Adds thickness and interest*

Triple Layer Border: +35p

Textured White Card (hammered or linen): +50p

*Adds a border and thickness*

Deckled Edges (ripped): +50p

Coloured Envelope: +40p

Envelope Liner: +£1



#### Extra Touches

Eyelet and Tassel: +55p

Ribbon/Bow: +55p

Vellum Sleeve: +£1

Clip (Gold, Silver, Black or Rose): +5p

Band: +10p

Wax Seal: +£1


Seal Stickers: +10p

#### QR Code



We generate QR codes using trusted software! OR you can send us your own (no added cost)

#### Illustrations



Venues (if not part of my exclusive group), Couple Drawings and Maps.  
ENQUIRE ABOUT PRICES

#### Other: Enquire





# STEP THREE: DESIGN DETAILS (COMPLIMENTARY SERVICE)

This is useful for the design phase, we will work on this after you have secured your booking with us.  
We have a bank of thousands of different illustrated elements including: florals, foliage, shells and even pets!  
All elements are included in complimentary design service.

Theme / Colour Scheme	Fonts	Information
		<p><b>“You’ll receive a form from us to complete, which will help guide you on what to include in your invitations.”</b></p>
Order of service / day	Venue Illustrations (Sketch & Colour)	Other Elements
 <p><b>2:00 PM</b> WE SAY OUR VOWS</p> <p><b>12:00 AM</b> TIME TO LEAVE</p>  <p><b>(If required)</b></p>	 <p><b>“We can adapt existing illustrations to suit your wedding colour scheme or even the season”</b></p> <p><b>(Exclusive Venues Only)</b></p>	 <p><b>“The example on the next page uses green foliage as a border but the possibilities are (almost) endless”</b></p> 

Venue illustrations are only complimentary for our exclusive venues as they have already been drawn.  
Please let us know if you are interested in having a custom venue illustration made



# invitations

## DESIGN EXAMPLE

THIS IS HOW YOU WILL RECEIVE YOUR INVITATION DESIGN PROOFS

ELLIE  
and  
LIAM

### CLIENT REQUESTS FOR THIS DESIGN

- Gatefold style
- Colours: Greens
- Fonts: Simple
- Elements: Foliage
- Extras: Wax Seal with olive branch stamp





# how to order

## QUOTE / DEPOSIT

Once we know your requirements, we will send you a '**no pressure**' quote. A 50% deposit will then be required in order to secure your booking with us.

## TOP TIP 2:

We book up quickly, so we suggest getting your deposit down with us as soon as you can to secure our services. We can arrange to start designing your items at a later date.

## TOP TIP 1:

The more details you can provide, the quicker we can get you your personalised quote.

## LET'S CHAT

Tell us what item/s you need, your added extras (if required) and the quantity.

## IMPORTANT TIP:

When approving the final design, please **TRIPLE** check it!

We recommend asking a few of your close family/friends to check over the design before approving. Once the final payment has been made, it goes straight to production, which means no further changes can be made.

## TOP TIP 3:

Although unlimited revisions are offered, please note that if huge changes need to be made that deviate away from your original requirements a charge may occur.

## DESIGN PHASE

Sit back while we design your items for you. Keep an eye out for any proofs we send via email.

## LET'S CHAT

Let's discuss how you want your item/s to look and the information we need to include.

## APPROXIMATE TIMELINE

Save The Dates / Invitations - 3 Weeks  
On the day items (small) - 3 Weeks  
Large Signage - 2 months  
Illustrations (if custom drawn) - 1 month

**Postage - 5-7 Days Tracked Delivery**

## FINISHED!

It is time for us to post your items OR, get in touch with us to book a convenient time to pick them up.

## PRODUCTION

Once the final design has been approved by you, your item/s will be made.

## FINAL PAYMENT

The final payment will be required after the design phase is completed and before production can begin.



# Common FAQs - BOOKING

Here are some common questions we get about booking with us

## **How far in advance should we book you?**

**We book up quickly - especially during peak season!**

Ideally, we recommend securing your spot 6 -12 months before your wedding date. That said, we can sometimes accommodate shorter notice depending on availability and your requirements. To confirm your booking, we ask for a 50% deposit.

## **Do you offer packages?**

We recognise that every couple wants something different. Which is why we create bespoke packages tailored to your needs.

We'll also include any relevant offers to ensure you get the best value.

## **How long does the design and production process take?**

**Design Phase:** usually 1- 4 weeks

**Production Phase:** usually 3 weeks for small items and 4 - 6 weeks for large signage

The timeline above is an estimate and may vary depending on the complexity of your order.

Timely responses to design proofs are essential to keep everything on schedule.

We'll provide you with an approximate timeline during our initial discussions before you book with us.



# Common FAQs - DELIVERY & RETURNS

Here are some common questions we get about delivery

## Where can you deliver to?

We post to anywhere in the UK!

## How much is postage?

Small items (anything under A2): £5.99

Large Items (anything above A1): £12.99

We use Royal Mail or Parcel Force

On the rare occasion, we can also hand deliver to your home or venue if located on the Wirral

*Prices differ for Northern Ireland - Enquire for details.*

## Do you offer collection?

YES WE DO!

In fact, if you are local to the Wirral, we recommend collecting your items - especially your large signage from our home studio in Bebington, Wirral.

## Do you offer returns?

As a bespoke business that works closely with you to create your designs - with unlimited revisions included - we're unable to accept returns.

In the unlikely event that your item is damaged during delivery, please contact us as soon as possible with clear photographs of both the damaged item and the packaging. Unfortunately, we're unable to assist with any issues raised after your wedding date has passed.



# Common FAQs - DESIGN AND OFFERS

Here are some common questions we get about our design process and offers

## **Can you help with wording and layout?**

Yes - we guide you through it all!

## **What can you illustrate?**

Venue illustrations are one of Steph's (owner of Aura) specialities. If your venue has already been illustrated, you're welcome to include it on your smaller stationery items at no extra cost! We also have a library of thousands of pre-illustrated pets, florals, and decorative elements that can be incorporated into your designs as part of our complimentary design service. If it's already been drawn, it's yours to use!

## **Can you adapt pre-drawn illustrations?**

Yes, existing illustrations can be subtly adapted to suit the aesthetic of your day—this might include adding a flower arch to a doorway or adjusting colours to match your palette. We're also happy to create seasonal versions of our existing illustrations if one doesn't already exist.

## **Are there any design elements you do charge for?**

Yes, any custom drawings - such as venue illustrations not already in our collection, couple portraits, or illustrated maps - require an additional fee.

There is also a charge to include venue illustrations on large signs (A2 and above). However, these are included for free with our Large Signage Bundle Offers (see details below).

## **What offers do you have on?**

While our seasonal promotions may change throughout the year, we also offer year-round savings for our couples:

**Large Signage Bundle Offer** – If you purchase more than one large sign (A2 or larger), you can include any of our pre-drawn venue illustrations on your signage at no extra cost.





AURABYESSELLE@GMAIL.COM  
WWW.AURABYESSELLE.CO.UK